



CRESTABOND[®] M1-30

Methacrylate Structural Adhesive

Product Overview

Crestabond M1-30 is a toughened, two component acrylic adhesive designed for bonding composites, thermoplastics and metals. This new generation of structural methacrylate adhesive meets the bonding requirements of most assembly operations, demonstrating excellent impact, peel, shear, compressive strength and fatigue resistance properties across all bonded parts. Crestabond M1-30 is a primer-less adhesive, requiring only minimal surface cleaning of the substrates to be bonded and demonstrates high toughness in all assembled parts with a gap filling capability up to 50mm.

Features and Benefits

- Primer-less metal application
- Excellent adhesion to dissimilar substrates
- Fast setting and curing
- High strength and modulus
- Excellent retention of toughness
- Excellent environmental resistance
- Ready-to-use two component adhesive
- Non-sag
- Application on vertical surfaces
- Replaces mechanical fasteners
- Speeds assembly process
- Reduces labour

Characteristics of Crestabond M1-30

Characteristics	Typical Value
Working Time/Geltime ¹	25 – 35 Minutes
Fixture Time ²	60 – 80 Minutes
Gap Filling	1 – 50 mm
Flash Point	8°C
Mixed Colour	Available in Grey or Black

1. Working time measured with 40g mass of adhesive with 10:1 mix ratio by volume at 24°C.
2. Fixture time defined using an ISO 4587 lap-shear sample, 0.26mm bondline thickness with 23°C ambient temperature achieving >1.4MPa (203psi), equivalent to approximately 44kg.

Liquid Properties

Property	Typical Value		
	M1-30 Adhesive	Activator 1	Activator 1 Black
Viscosity ³	200,000 – 240,000 cP	80,000 – 120,000 cP	
Specific Gravity	0.95 – 1.03	1.05 – 1.15	
Mix Ratio (by volume)	10.0	1.0	
Mix Ratio (by weight)	9.1	1.0	
Colour	Off White	Black	
Stability at 20°C ⁴	12 Months	12 Months	9 Months

3. Viscosity measured using a Brookfield Viscometer at 24°C.
4. Stability defined from date of manufacture when left un-opened in the original containers and out of direct sunlight.

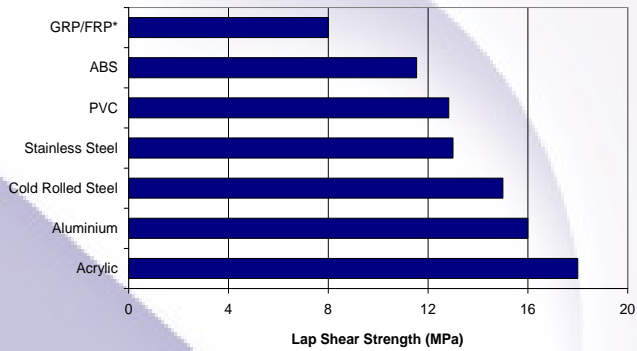
Typical Material Properties

Property	Typical Value
Tensile Strength	17 – 20 MPa
Tensile Modulus	750 – 1000 MPa
Tensile Elongation	>100%

Tested to ASTM D638.

Bond Joint Strength – Typical Lap Shear Strengths at 23°C

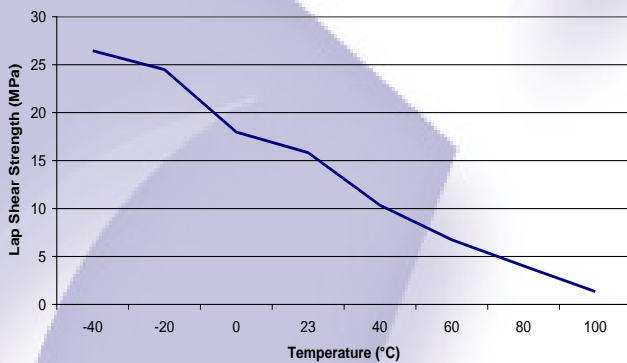
Values are based on substrate failure where marked by *



Material	Surface Preparation	Bondline Thickness	Test Method
GRP	Solvent Degrease	3.00mm	ASTM 5868
ABS	Solvent Degrease	0.76mm	ASTM 2564
PVC	Solvent Degrease	0.76mm	ASTM 2564
Stainless Steel	Solvent Degrease	0.26mm	ISO 4587
Cold Rolled Steel	Degrease, Abrade & Degrease	0.26mm	ISO 4587
Aluminium	Solvent Degrease	0.26mm	ISO 4587
Acrylic	Solvent Degrease	0.76mm	ASTM 2564

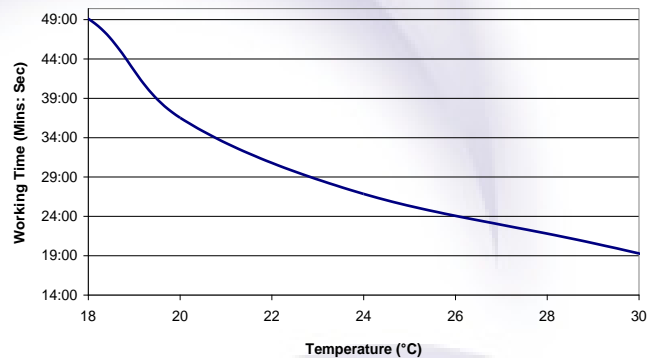
Temperature Performance Lap Shear Testing

Tested to ISO 4587 0.26mm bondline, aluminium 6061-T6, acetone wipe surface preparation.



Working Time Testing

The time taken for a 40g mass to reach 35°C at different ambient temperatures.



Recommended Substrates

Metals

Aluminium
Stainless Steel
Carbon Steel
Powder Coated Metals

Thermoplastics

Acrylic
Styrenics
ABS
PVC/CPVC

Composites

GRP/FRP
Epoxy⁵
Polyester & DCPD Modified
Vinyl Esters
Urethanes
Gelcoats⁶
Carbon Fibre

- Surface preparation of epoxy laminates may be necessary and testing should be performed to ensure sufficient bond strength is achieved.
- Surface preparation is likely to be needed on gelcoat surfaces to ensure no release agents are present.

Please contact Scott Bader Technical Services for information on other substrates and advice.

Non-Recommended Substrates

- Polyethylene
- Polypropylene
- Polytetrafluoroethylene
- Polyacetals
- Zinc/Galvanised Coated Metals

Surface Preparation

The surface to be bonded can affect the strength and durability of the bond joint. Appropriate treatment may be required to ensure that there are no traces of oil, grease or dirt through the use of a degreasing agent, for instance acetone or another degreasing agent on the joint surfaces.

Mechanically abrading or chemically etching degreased surfaces can make bond joints more durable and stronger. If abrading, a second treatment of degreasing is highly recommended.

Do not use gasoline (petrol), low grade alcohol or paint thinners.

i) Metals

Typically, the surface should be clean and dry by using an alcohol/solvent wipe and allowing the solvent to evaporate before application. Certain metals, such as carbon steel may also require mechanical abrasion and a subsequent alcohol solvent wipe prior to bonding.

ii) Thermoplastics

The surface must be clean, dust-free and dry. A suitable solvent such as iso-propanol can be used to degrease.

iii) Composites

The surface must be clean, free of dust and dry. This can be achieved by the use of proprietary strippable cloths such as peel-ply (without lubricant contaminants). The laminate should be fully cured prior to bonding and if the laminate surfaces are more than 3 days old, it is recommended that the surface must be cleaned with a suitable solvent or cleaner with a lint-free, clean cloth prior to bonding.

Surface preparation, such as mechanical abrasion, is likely to be needed on gel coat surfaces and moulded surface where release agents are likely to be present. When bonding epoxy laminates please test bond strength prior to application.

Application

Crestabond M1-30 is supplied ready to use in pre-packed 400ml and 50ml cartridges and in bulk (18kg pails and 180kg drums). Prior to bonding, ensure the substrate surface is clean by following instructions provided. Bulk dispensing equipment should be in good operating condition. Dispense the adhesive at slow rate initially onto a non-bonding surface until the bead colour is uniform opaque grey or black, depending on the adhesive grade. Check the dispensed bead for cure quality before beginning the bonding process.

Dispense enough adhesive to fill the bond gap before parts are mated. Avoid dry bonds by using adequate pressure to mate parts and clamp properly to prevent joint movement. The working time is the approximate time after mixing that the adhesive is still useable. The bonding process must be completed before the working time of the mixed adhesive expires. The effect of temperature upon this working time can be seen in the graph on the previous page. The viscosities of both adhesive and activator are affected by temperature. The adhesive, activator and parts to be bonded should be allowed to attain workshop temperature of between 18°C and 25°C prior to bonding. This temperature should be maintained during the bonding process and until the adhesive is sufficiently cured to allow movement of the assembly. Typically, such movement may be possible after the fixture time of the adhesive is achieved. Ambient temperature, bondline thickness and the substrate materials being bonded can all affect the fixture time.

For industrial/commercial use only. Not to be used in household applications. The user must determine the suitability of a selected adhesive for a given substrate and application. Contact your local Scott Bader representative for questions or assistance with the selection of adhesives for your use. This product is intended for use by skilled individuals at their own risk. Recommendations contained herein are based on information we believe to be reliable. The properties and strength values obtained under controlled conditions at the Scott Bader laboratory.

Storage and Shelf-Life

The shelf life for Crestabond M1-30 is defined from date of manufacture when stored at a recommended temperature between 2°C and 23°C. It is highly recommended that products should never be frozen. Exposure to temperatures above 23°C will reduce the shelf life of these materials. Exposure above 35°C of activators, including the cartridges, should be avoided as the reactivity of the product is quickly diminished.

Crestabond products should be stored in their original container out of direct sunlight. The bulk product or cartridge material should be opened only immediately prior to use. The expiry date is indicated on the product labels.

Packaging

Crestabond M1-30 is supplied in 18Kg plastic pails, 180Kg drums, pre-packed 400ml co-axial cartridges.

Health and Safety

See separate Material Safety Data Sheet.

All information on this data sheet is based on laboratory testing and is not intended for design purposes. Scott Bader makes no representations or warranties of any kind concerning this data. Due to variance of storage, handling and application of these materials, Scott Bader cannot accept liability for results obtained. The manufacture of materials is the subject of granted patents and patent applications; freedom to operate patented processes is not implied by this publication.

SCOTT BADER COMPANY LIMITED

Wollaston, Wellingborough, Northamptonshire, NN29 7RL

Telephone: +44 (0) 1933 663100

Facsimile: +44 (0) 1933 666623

www.scottbader.com